


Mahatma Gandhi University

Step by Step Registration Procedure for PG Admission Session 2026-27

Step by Step Procedure:

Registration (For New Applicant):

- Register with your Name, Valid Email & Mobile No. and Password.
- Check the box (read the Eligibility Criteria, Fees structure carefully)
- Enter the Captcha and Register Now.



- On successful Registration you will get a Notification in the admission portal (**We have sent an email verification link to your given email address. Please verify your email to proceed further. If you don't see the email, check your spam folder.**)

Email Verification:

- A verification email will be sent to your registered email id after successful registration.
- If you haven't received the email in your inbox, please check your spam box.




Mahatma Gandhi University

Step by Step Registration Procedure for PG Admission Session 2026-27

If you haven't received the email, go to **Login page** and resend the verification email using **"Didn't Receive verification email? Click Here"** option.

Enter your registered email address to get the verification link.



The screenshot shows a web interface for Mahatma Gandhi University. On the left, a blue banner contains the MGU logo, the text 'Dear Applicant', and instructions to enter a registered email address. Below this are 'REGISTER NOW' and 'LOGIN' buttons. On the right, a white panel titled 'Resend Verification Email' features an input field for 'Email address' and a 'SEND' button.

After successful email verification, you will get an email with Login Credentials.



The screenshot shows an email from Mahatma Gandhi University. The header includes the MGU logo and the university's name in English and Bengali, along with its address: Mahishadal, Purba Medinipur, West Bengal-721628. The body of the email addresses Soumi Das and thanks her for registering. It states that her account has been successfully created and provides the following login credentials: Username: web**09@gmail.com and Password: 123456. The email concludes with 'Thanks & Regards, Mahatma Gandhi University'.

Login (For Existing User/Verified User):

Login after successful email verification & you will get the Online application form.


Click on the **"Download Help Document"** in the pop-up message to see the step-by-step procedure for filling up the application form.

Mahatma Gandhi University

Step by Step Registration Procedure for PG Admission Session 2026-27

Forgot Password (For Existing User):

You can reset your password using your registered email ID.

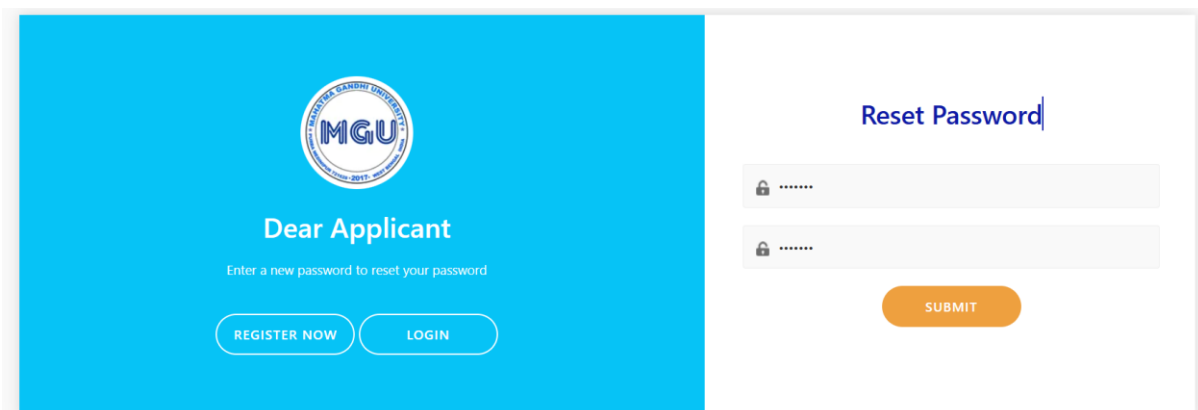


The screenshot shows a two-column layout. The left column has a blue background with the MGU logo at the top, followed by the text 'Dear Applicant' and 'Enter your registered email address to get the reset password link'. Below this are two buttons: 'REGISTER NOW' and 'LOGIN'. The right column has a white background with the heading 'Retrieve Password'. Below the heading is a text input field labeled 'Email Address' and an orange 'SUBMIT' button.

You will get a link in your registered email id. Click on the link to reset your password.



Reset your password from here



The screenshot shows a two-column layout. The left column has a blue background with the MGU logo at the top, followed by the text 'Dear Applicant' and 'Enter a new password to reset your password'. Below this are two buttons: 'REGISTER NOW' and 'LOGIN'. The right column has a white background with the heading 'Reset Password'. Below the heading are two password input fields, each with a lock icon and a masked password '.....'. Below the input fields is an orange 'SUBMIT' button.