

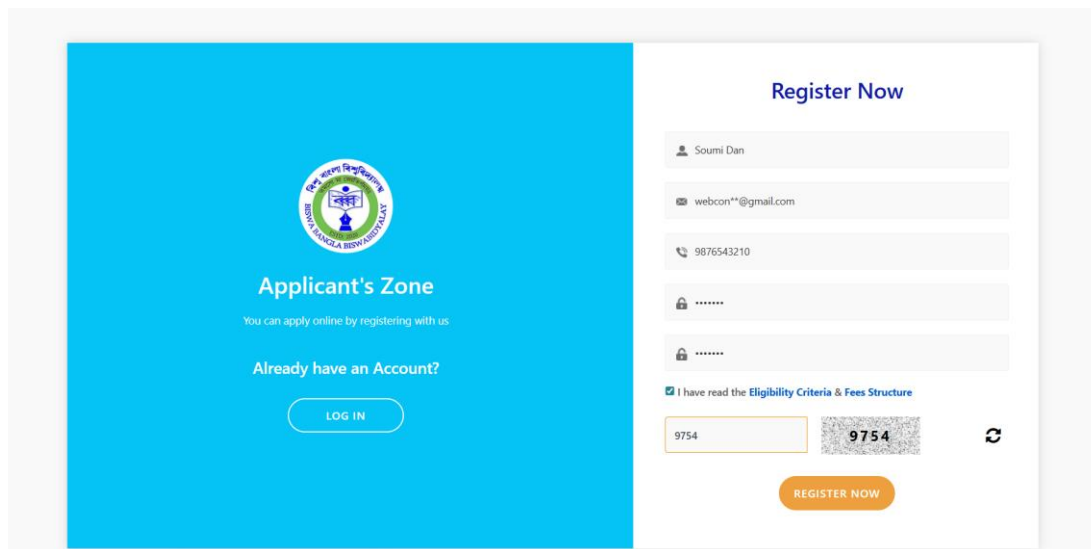
Biswa Bangla Biswabidyalay

Step by Step Registration Procedure for PG Admission Session 2026-27

Step by Step Procedure:

Registration (For New Applicant):

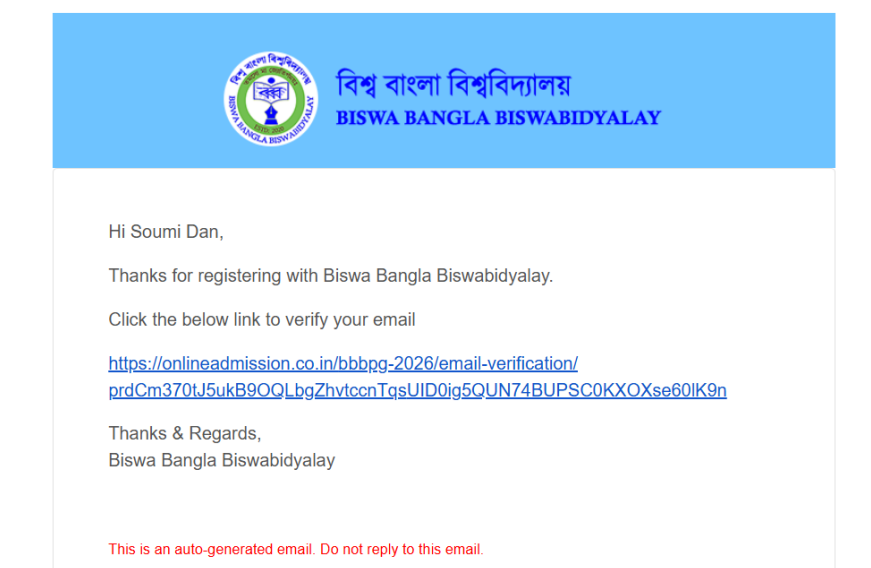
- Register with your Name, Valid Email & Mobile No. and Password.
- Check the box (read the Eligibility Criteria, Fees structure carefully)
- Enter the Captcha and Register Now.



- On successful Registration you will get a Notification in the admission portal (**We have sent an email verification link to your given email address. Please verify your email to proceed further. If you don't see the email, check your spam folder.**)

Email Verification:

- A verification email will be sent to your registered email id after successful registration.
- If you haven't received the email in your inbox, please check your spam box.

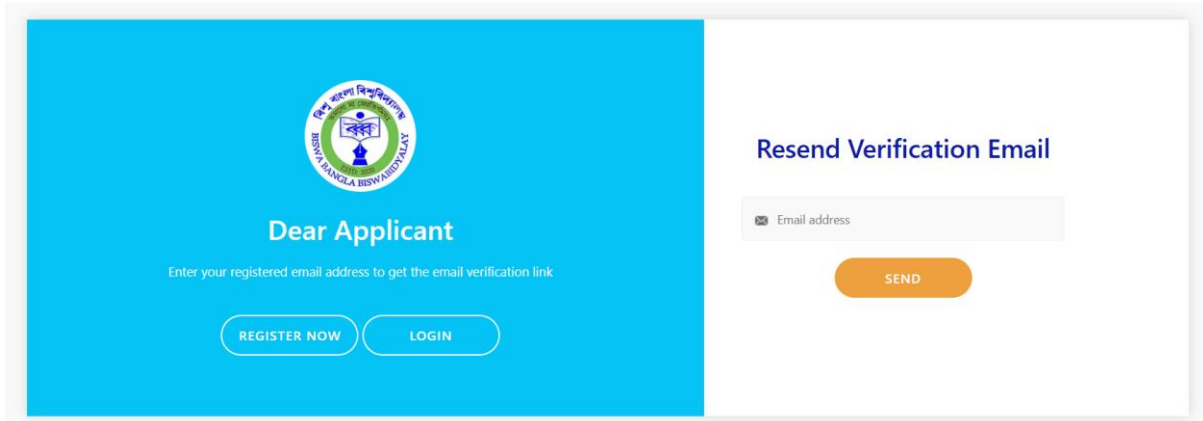


Biswa Bangla Biswabidyalay

Step by Step Registration Procedure for PG Admission Session 2026-27

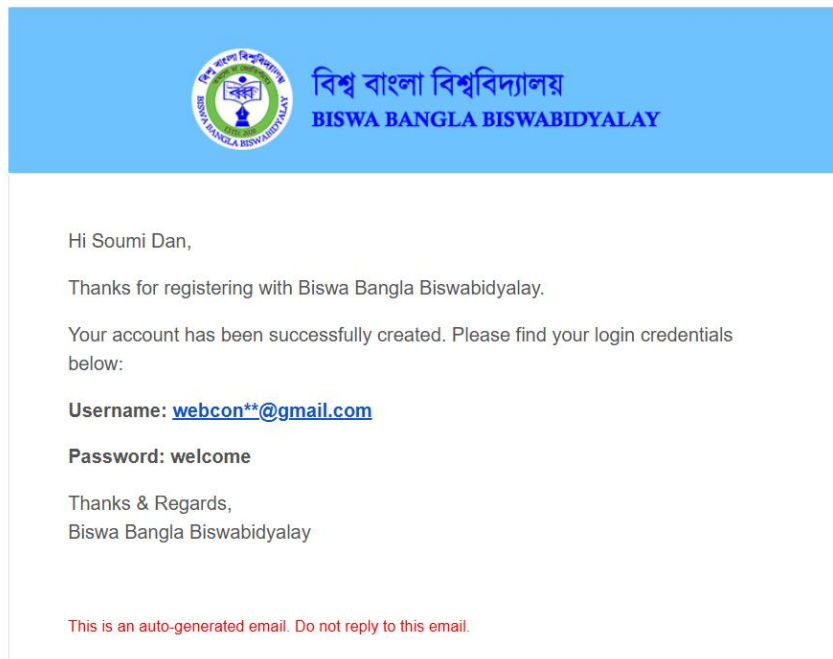
If you haven't received the email, go to **Login page** and resend the verification email using **"Didn't Receive verification email? Click Here"** option.

Enter your registered email address to get the verification link.



The screenshot shows a web interface for Biswa Bangla Biswabidyalay. On the left, a blue banner contains the university logo, the text "Dear Applicant", and instructions to enter a registered email address to get a verification link. Below this are "REGISTER NOW" and "LOGIN" buttons. On the right, a white panel titled "Resend Verification Email" features an input field for "Email address" and a "SEND" button.

After successful email verification, you will get an email with Login Credentials.



Login (For Existing User/Verified User):

Login after successful email verification & you will get the Online application form.

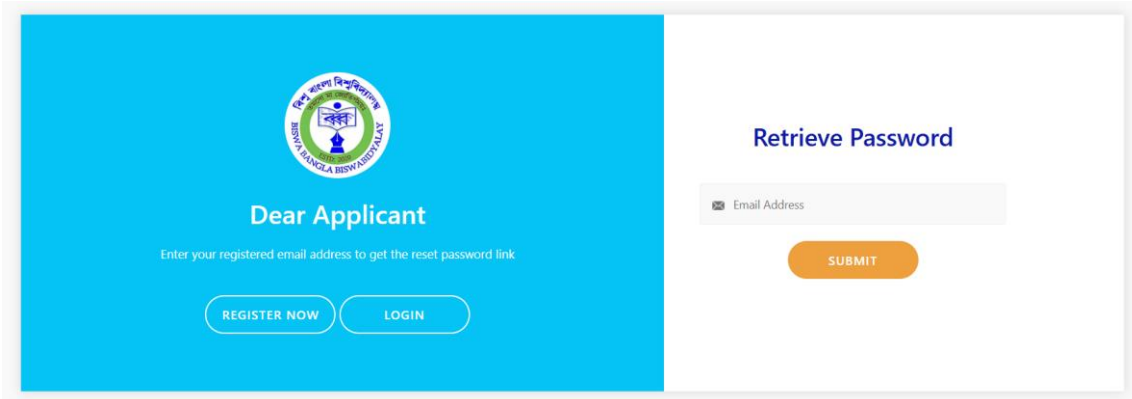
Click on the **"Download Help Document"** in the pop-up message to see the step-by-step procedure for filling up the application form.

Biswa Bangla Biswabidyalay

Step by Step Registration Procedure for PG Admission Session 2026-27

Forgot Password (For Existing User):

You can reset your password using your registered email ID.



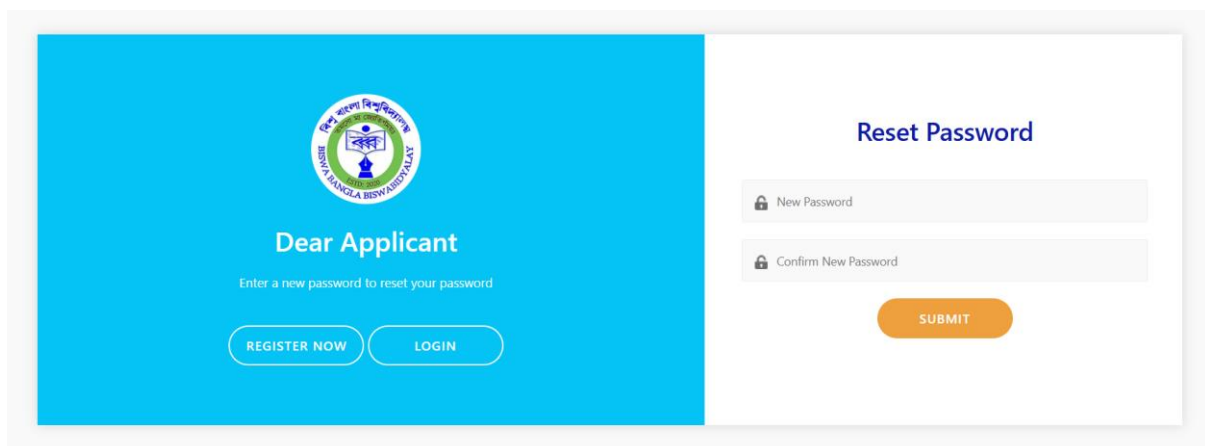
The screenshot shows a web interface for password retrieval. On the left, a blue sidebar contains the university logo, the text 'Dear Applicant', and instructions to enter a registered email address. Below this are 'REGISTER NOW' and 'LOGIN' buttons. On the right, a white panel titled 'Retrieve Password' features an 'Email Address' input field and a 'SUBMIT' button.

You will get a link in your registered email id. Click on the link to reset your password.



The screenshot shows an email from Biswa Bangla Biswabidyalay. The header includes the university logo and name in Bengali and English. The body of the email greets 'Hi Soumi Dan,' and provides instructions to reset the password by clicking a specific link. The link is: <https://onlineadmission.co.in/bbbpg-2026/reset-password/MfmCWrlSruws5iaxvybDq0RkscJo5rtv3p85KJPA4kEr6pfXl1pCgmFIISn7>. The email concludes with 'Thanks & Regards, Biswa Bangla Biswabidyalay'.

Reset your password from here



The screenshot shows a web interface for password reset. On the left, a blue sidebar contains the university logo, the text 'Dear Applicant', and instructions to enter a new password. Below this are 'REGISTER NOW' and 'LOGIN' buttons. On the right, a white panel titled 'Reset Password' features two password input fields: 'New Password' and 'Confirm New Password', followed by a 'SUBMIT' button.